

HPC High Voltage Resistors

Catalogue

- Features
- Applications
- Construction
- Dimensions
- Ordering Information
- Derating Curve
- Performance



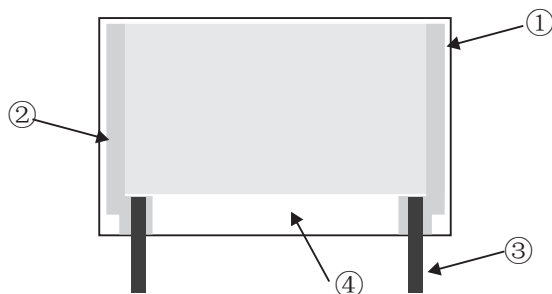
Features

- I Pb free
- II Non-Inductive planar package
- III High power density.
- IV Thin package for high density PCB installation.
- V Power dissipated above the board.

Applications

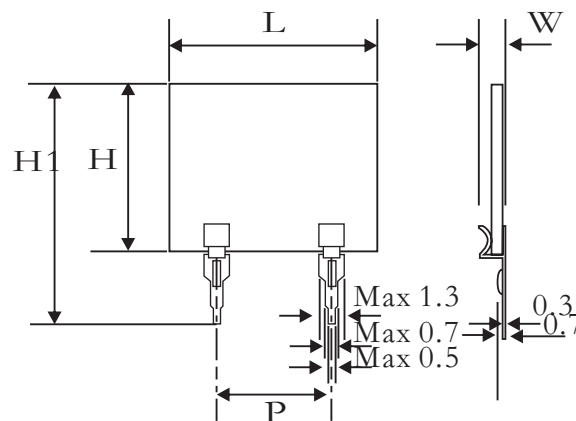
- I Power supply pre-load resistors.
- II UPS systems
- III Snubber and pulse handling circuits.
- IV Pulse generator load resistors.
- IV In-rush current protection
- V Bleeder Resistors

Construction



①	Resistance
②	Conduct
③	Lead
④	High Al ₂ O ₃ Porcelain

Dimensions



Type	Dimensions(mm)					Resistance Range
	L±0.5	H±1.0	P±0.5	H1±1.0	W±0.5	
HPC 3	10.0	25.0	5.1	32.0	2.5	0.1Ω to 200 KΩ
HPC 5	12.5	25.0	5.1	32.0	2.5	
HPC 7	19.0	25.0	12.7	32.0	2.5	
HPC 9	25.4	25.0	20.0	32.0	2.5	
HPC 10	25.4	25.0	20.0	32.0	2.5	

* We can provide different sizes of products according to customer's requirements.

The sizes of L and H in the picture can be customized according to customer's requirements.

Ordering Information

Example:

HPC	3W	10R	M
(1)	(2)	(3)	(4)
Series Name	Power Rating	Resistance	Resistance Tolerance

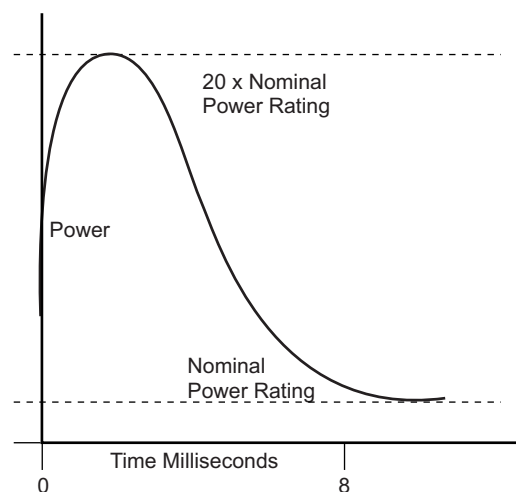
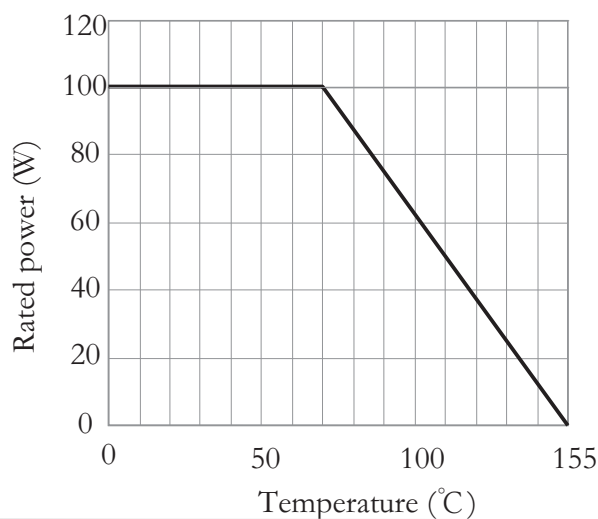
(1)Series Name: HPC

(2)Power Rating: 3=3W、5=5W、7=7W、9=9W..

(3)Resistance:10R00=10 Ω , 1K00=1K Ω ,

(4)Resistance Tolerance: F=1%,G=2%,J=5%,K=10%,M=20%

Derating Curve



Performance

Items	Specification	Conditions
Power Rating	3W, 5W, 7W, 9W, & 10W	@ ambient temp < 70°C
Operating Voltage Max	300Vac, 500VDC	
Resistance Range	0.1 Ω to 200 K Ω	Extended resistance range available.
TCR	25, 100, 200ppm/°C	For -55 to +155°C and above 1 Ω .
Tolerance	1%, 2%, 5%, 10%, 20%	
Operating Temp. Range	-55 - +155 °C	
Dielectric Withstand Voltage	5000 Volts minimum	
Mechanical Shock	ΔR +/- 0.25 %	100G.
Vibration	ΔR +/- 0.25 %	20G, 10 to 2KHz
Load Life	ΔR +/- 2.0 %	70°C, 90 min. ON, 30 min. OFF, 1000 hours.
Humidity	ΔR +/- 0.5 %	85°C, 85% RH, DC 0.1W, 1000 hours.
Temperature Cycle	ΔR +/- 0.5%	-55°C, 30 min., +155° C 30min., 5cycles.
Solder Heat (Max)	ΔR +/- 0.25 %	260 \pm 5°C, 10 seconds,
Solderability	Min 95% coverage	230 \pm 5°C, 5 seconds.
Insulation Resistance	Over 1000 M Ω	
short time over load	0.5%, change	1.5time rated power 5seconds